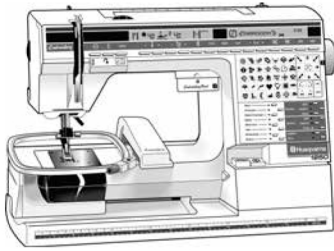
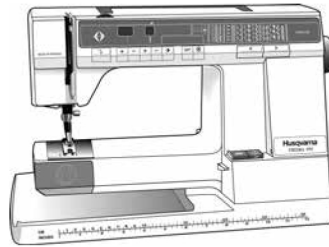


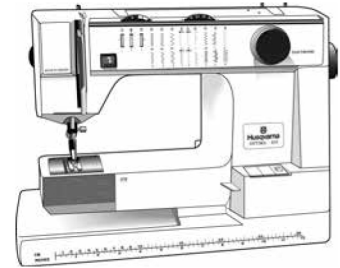
Die Abbildungen auf dieser Seite zeigen Ihnen, welche Nähfüße und Zubehörteile zu Ihrem Husqvarna® VIKING® Nähmaschinenmodell passen.



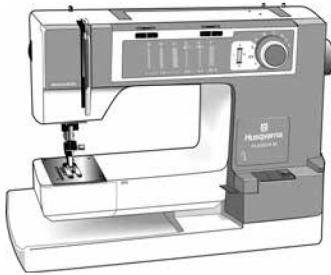
① ORCHIDEA™, I250, #I+, I200, I100, I090, I070, I070 S, I050.



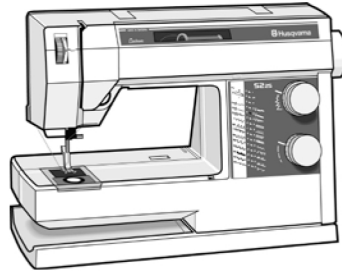
② 990 S, 990, 980, 960, 950 S, 950, 945, 940.



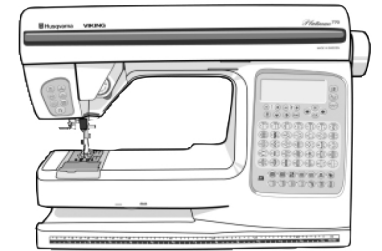
③ 630, 620, 610, 190, 185, 180, 150, 120.



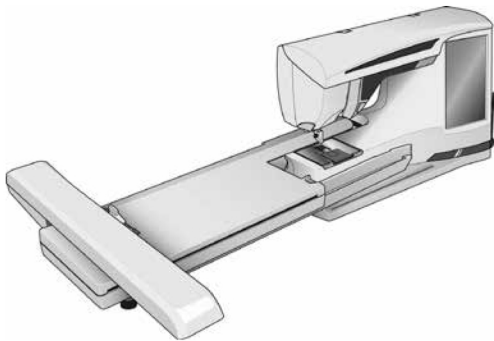
④ 105, 100, 95, 90.



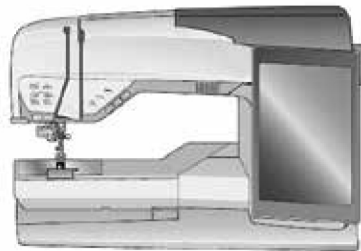
⑤ PRELUDE™ 360, PRELUDE™ 340, DAISY™ 335, 330, 325, 320, 315, 310, HUSQVARNA® VIKING® 250, 230, 225/215, 210, 205, SCANDINAVIA™ 100, EDEN ROSE™ 250M, TRIBUTE™ 140M, 145M, EMERALD™ 122, 118, 116, ONXY™ 15, ONYX™ 25.



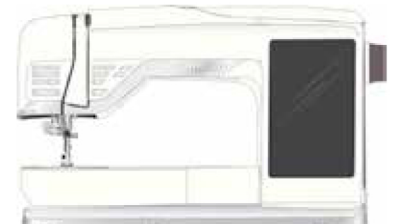
⑥ PLATINUM™ 955 E, 950 E, PLATINUM™ Plus 775, 770, 755 Quilt, 750 Quilt, 735, 730, 715, ROSE™ 605, 600, IRIS™, LILY™ 555, 550, 545, 540, 535, 530, HUSQVARNA® VIKING® 500, INTERLUDE™ 445, 435, FREESIA™ 425, 415, HUSQVARNA® VIKING® 400, 350, SCANDINAVIA™ 400, 300, 200, EMERALD™ 203, 183, DESIGNER JADE™ 35, JADE™ 20, OPAL™ 650, 670, TRIBUTE™ 145C, 150C.



⑦ DESIGNER DIAMOND *Royale*™, DESIGNER DIAMOND *deLuxe*™, DESIGNER DIAMOND™, DESIGNER RUBY *Royale*™, DESIGNER RUBY *deLuxe*™, DESIGNER RUBY™, DESIGNER TOPAZ™ 50, 40, 30, 25, 20, DESIGNER™ SE, DESIGNER™ SE Limited Edition, DESIGNER™ I, II, QUILT DESIGNER™, QUILT DESIGNER™ II, SAPPHIRE™ 965Q, 960Q, 930, 875Q, 870Q, 855, 850, 835, 830, DESIGNER BRILLANCE™ 80, DESIGNER SAPPHIRE™ 85, BRILLANCE™ 75Q, OPAL™ 690Q, EDEN ROSE™ 250C, TRIBUTE™ 140C.



⑧ DESIGNER EPIC™, DESIGNER RUBY™ 90, EPIC™ 980Q.



⑨ DESIGNER EPIC™ 2, DESIGNER EPIC™ 3.